AVESTA INVESTMENT GROUP

September 2024

RSE «Toshkent»

Securities market

Tashkent Stock Exchange results: August 2024

In August, the total trading volume in the Tashkent Stock Exchange amounted to 16.4bln UZS, which is 10.7 times decrease compared to the same period last year. The number of completed transactions declined by 7.1%, totaling 35,687. Transaction numbers had been steadily increasing since the spring of this year, but this recent decline may indicate that the number of transactions has peaked and is unlikely to rise in the coming months. This significant surge in volumes is primarely attributed to an M&A deal invloving OCBK shares for 157.3bln UZS that contributed to nearly 90% of the turnover in August 2023.

AVEX increased by 0.5% in August, with the peak at 2,552 points.

Total volume of trades and number of transactions for August 2023-2024

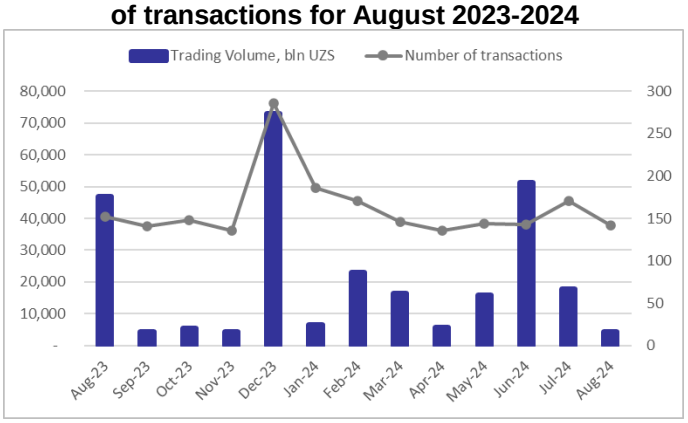

Source: RSE Toshkent, Calculations: Avesta Investment Group

AVEX Index for August 2023-2024



Top 10 issuers with the highest trading volume for August 2024

Ticker	Sector	Trading Volume	Num. of transactions	Avg. price, UZS	Share in total turnover	% of equity	Mcap (bln. UZS)	Closing price August, %
OCBK	Bank	5,000,000,000	1	1,000	30.53%	1.33%	375	0.00%
URTS	Service	2,281,662,007	650	15,101	13.93%	0.20%	1,237	13.79%
BFMT3V2	Microfinance	1,552,064,088	274	100,692	9.48%	7.71%	20	0.06%
MATA	Service	1,264,137,000	16	17,000	7.72%	7.44%	17	0.00%
IFMT4	Microfinance	930,990,000	45	999,989	5.68%	9.31%	10	0.00%
SBMA	Oil & fat industry	903,284,449	1	44,449	5.52%	6.05%	15	0.00%
UZPN	Construction	877,993,047	3	3,228	5.36%	3.22%	28	0.00%
UNVB	Bank	634,511,905	54	8,028	3.87%	0.08%	1,280	19.63%
UZMK	Metallurgy	571,057,535	1,070	3,650	3.49%	0.02%	2,725	-2.44%
IPTB	Bank	388,556,715	20,564	1.15	2.37%	0.01%	4,046	-5.41%
Others		1,972,423,439	15,009		12.04%			
Total		**16,376,680,185**	**37,687**		**100.00%**			

Source: RSE Toshkent, Calculations: Avesta Investment Group

OCBK represented a significant portion of the turnover in August, with a deal likely linked to the Chairman of the Board, Mr. Tursunov Iskandar, raising his equity stake in the company to 99.16%. The shares were acquired at a nominal price of 1,000 UZS, totaling 5bln UZS. M&A transactions, including deals with MATA (1.3bln UZS at 17,000 UZS per share), SBMA (903.3mln UZS at 44,449 UZS per share), and UZPN (878mln UZS at 3,228 UZS per share), comprised nearly half of the turnover. Bonds contributed approximately

15% to the total turnover, reflecting their increasing presence on the Tashkent Stock Exchange. Regular stock trading accounted for 35.7% of the turnover, with transactions involving URTS alone making up about 14% of the total volume.

In terms of stock performance, the prevalence of M&A deals in the top 10 list by volume led to most securities maintaining stable closing prices. UNVB and URTS experienced an increase in their closing prices, rising by 19.6% and 13.8%, respectively. Conversely, IPTB and UZMK witnessed a decline in their closing prices, with decreases of 5.4% and 2.4%, respectively.

TOP-10 issuers with the highest number of deals for August 2024

Ticker	Sector	Trading Volume	Num. of transactions	Avg.price, UZS	% of deals	% of equity	Mcap (bln. UZS)	Closing price August, %
IPTB	Bank	388,556,715	20,564	1.1	54.57%	0.01%	4,046	-5.41%
KVTS	Glass	66,606,128	1,301	871.7	3.45%	0.08%	91	-3.09%
QZSM	Cement	216,250,886	1,140	1,687	3.02%	0.03%	895	21.15%
IPKY	Bank	128,018,563	1,104	198.6	2.93%	0.01%	12,050	-1.46%
UZMK	Metallurgy	571,057,535	1,070	3,650	2.84%	0.02%	2,725	-2.44%
UZTL	Telecommunications	114,007,327	1,034	4,573	2.74%	0.01%	1,266	-3.25%
HMKBP	Bank	21,597,872	804	21.8	2.13%	0.00%	2,892	1.18%
HMKB	Bank	162,151,690	788	24.6	2.09%	0.01%	3,284	2.00%
IPTBP	Bank	362,755,982	766	3.0	2.03%	0.00%	4,046	6.06%
CBSK	Service	19,754,017	746	1.65	1.98%	0.03%	75	1.18%
Others		14,325,923,469	8,370		22.21%			
		16,376,680,185	**37,687**		**100.00%**			

Source: RSE Toshkent, Calculations: Avesta Investment Group

IPTB led the total number of transactions on the Tashkent Stock Exchange, accounting for over half of the deals this month. KVTS and QZSM were actively traded, representing 3.5% and 3.1% of the trading volume, respectively. Other stocks in the top 10 list by the number of transactions contributed approximately 2-3% each to the turnover. The total number of securities traded was 78, which is eight less than the previous month.

During this period, the closing prices of QZSM (+21.2%), IPTBP (+6.1%), HMKB (+2.0%), HMKBP (+1.2%), and CBSK (+1.2%) experienced increases. On the other hand, IPTB (-5.4%), UZTL (-3.3%), KVTS (-3.1%), UZMK (-2.4%), and IPKY (-1.5%) saw a moderate decrease in their stock prices.

OTC platform of the Tashkent Stock Exchange

The trade volume on the OTC platform for August reached 780.2bln UZS, which is 71.1 times higher than the corresponding period of last year. The number of transactions on the platform reached 2,849 which is 45.5% less than in August of 2023.

The total volume of trades and number of transactions on the OTC platform of Tashkent Stock Exchange for August 2023-2024

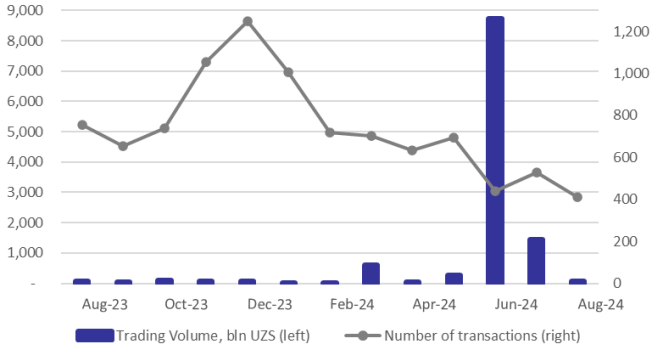

Source: OTC platform "Elsis-Savdo", Calculations: Avesta Investment Group

Most of the volume on the OTC market of the Tashkent Stock Exchange in August came from trades with NBU INVEST GROUP, accounting for 99.7% of the turnover. Ohangaroncement contributed 0.3%, while the remaining securities contributed only 0.4%.

Top 5 entities by volume of transactions at the OTC platform of the Tashkent Stock Exchange for August

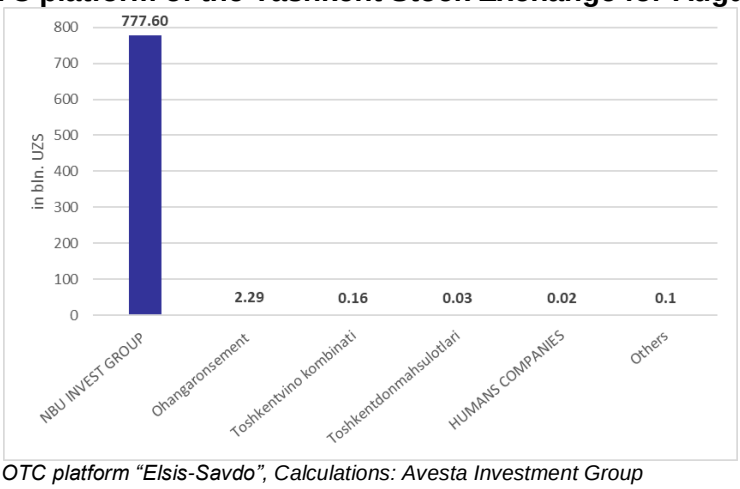

Source: OTC platform "Elsis-Savdo", Calculations: Avesta Investment Group

AWACRI and CB rate in 2020-2024

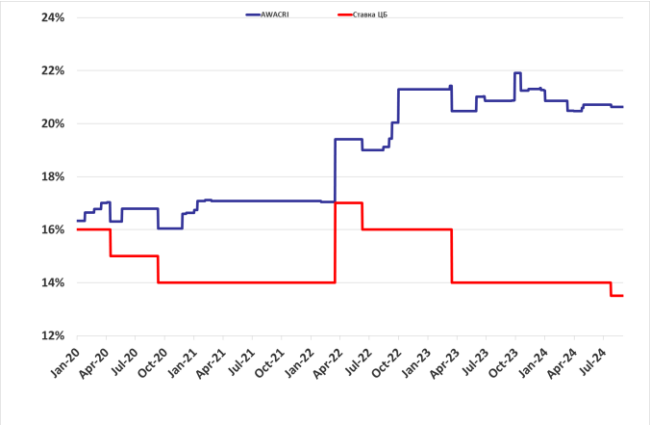

AWACRI, CB rate and volume in circulation

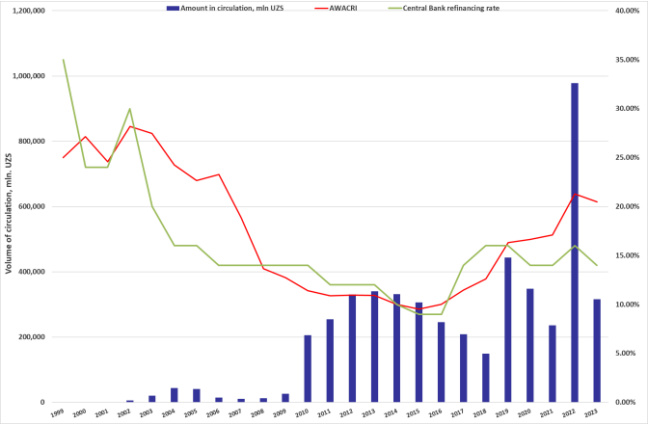

Source: Central Bank of the Republic of Uzbekistan, Avesta Investment Group

At the moment AWACRI exceeds the CB rate by 7.13%.

Graph of SDS placement in circulation

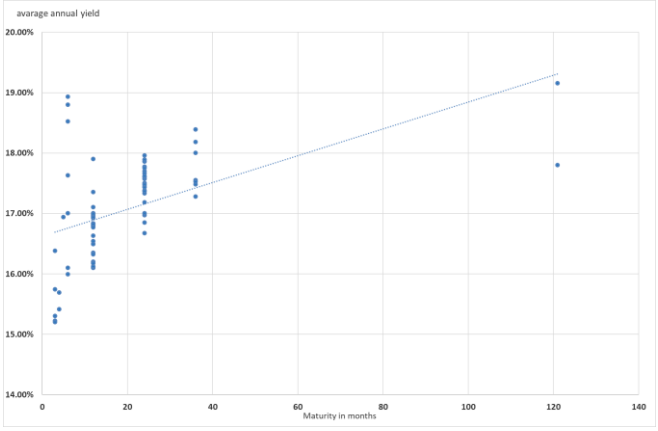

The total amount of placed SDS (State Debt Securities) that are in regulation (not repaid) in August 2024 reached 14.3trln UZS in 13 placements with a 16.4% average annual yield.

CONTACTS

Avesta Investment Group

Postal address: Uzbekistan, 100015, Tashkent city, Shahrisabz str., 22
Tel: +998 (71) 207-9070
E-mail: info@avestagroup.com
Web: http://www.avestagroup.com

The information and opinions in this report were prepared by Avesta Investment Group or one of its affiliates (collectively "Avesta"). The information herein is believed by Avesta to be reliable and has been obtained from public sources believed to be reliable, but Avesta makes no representation as to the accuracy or completeness of such information. Important Information Regarding Our Independence. The research analysts responsible for the preparation of this report receive compensation that is based upon, among other factors, Avesta's overall revenues. Avesta August engage in securities transactions in a manner inconsistent with this research report and with respect to securities covered by this report, will sell to or buy from customers on a principal basis. Disclosures of conflicts of interest, if any, are discussed at the end of the text of this report or on the Avesta Investment Group's website at http://www.avestagroup.com.
Opinions, estimates, and projections in this report constitute the current judgment of the author as of the date of this report. They do not necessarily reflect the opinions of Avesta and are subject to change without notice. Avesta has no obligation to update, modify or amend this report or to otherwise notify a reader thereof in the event that any matter stated herein, or any opinion, projection, forecast or estimate set forth herein, changes or subsequently becomes inaccurate, or if research on the subject company is withdrawn. Prices and availability of financial instruments also are subject to change without notice. This report is provided for informational purposes only. It is not to be construed as an offer to buy or sell or a solicitation of an offer to buy or sell any financial instruments or to participate in any particular trading strategy in any jurisdiction. The financial instruments discussed in this report August not be suitable for all investors and investors must make their own investment decisions using their own independent advisors as they believe necessary and based upon their specific financial situations and investment objectives. If a financial instrument is denominated in a currency other than an investor's currency, a change in exchange rates August adversely affect the price or value of, or the income derived from, the financial instrument, and such investor effectively assumes currency risk. In addition, income from an investment August fluctuate and the price or value of financial instruments described in this report, either directly or indirectly, August rise or fall. Furthermore, past performance is not necessarily indicative of future results. Unless governing law provides otherwise, all transactions should be executed in the investor's home jurisdiction. Additional information relative to securities, other financial products or issuers discussed in this report is available upon request.
This report August not be reproduced, distributed or published by any person for any purpose without Avesta's prior written consent. Please cite source when quoting.

© 2003-2024 «Avesta Investment Group».