AVESTA INVESTMENT GROUP

August 2024

RSE «Toshkent»

Securities market

Tashkent Stock Exchange results: July 2024

In July, the total trading volume in the Tashkent Stock Exchange reached 67.1bln UZS, which is 4.7 times higher than the same period last year. The number of completed transactions rose by 25.7%, reaching a total of 45,370. This surge in both volume and transactions can be attributed primarily to several M&A deals during the period and the impact of the "Summer Trading Challenge" launched by the Jett mobile application in collaboration with the Tashkent Stock Exchange.

AVEX decreased by 12.0% in July, with the peak at 2,656 points.

Total volume of trades and number of transactions for July 2023-2024

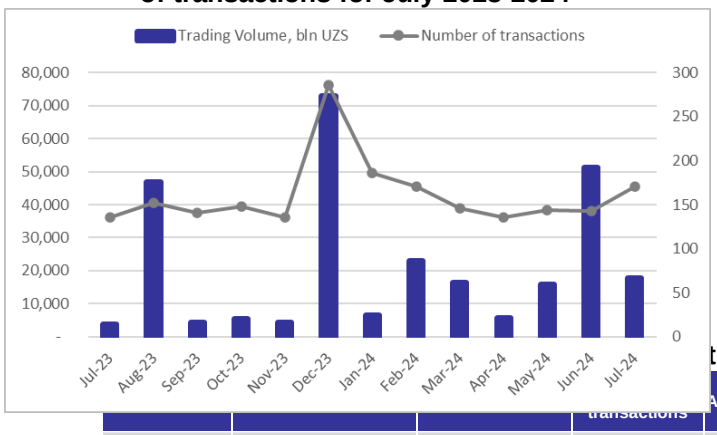

AVEX Index for July 2023-2024



			transactions		turnover			July, %
UNVB	Bank	40,008,471,748	45	5,000	59.62%	8.00%	1,070	33.75%
IPTB	Bank	7,022,517,900	22,843	1.1	10.47%	0.17%	4,274	1.83%
IPTBP	Bank	4,891,481,107	826	3.0	7.29%	0.04%	4,274	10.37%
MKPT	Cotton	2,563,572,144	1	75,448	3.82%	3.94%	65	0.00%
BFMT3V2	Microfinance	2,263,313,326	490	100,915	3.37%	11.21%	20	0.22%
URTS	Service	1,276,705,965	1,140	14,413	1.90%	0.12%	1,087	-3.33%
TRSB	Bank	1,098,560,628	175	8,506	1.64%	0.01%	9,459	11.18%
JASM	Construction materials	1,050,135,623	1	54,866	1.56%	1.17%	90	0.00%
IFMT4	Microfinance	903,245,850	56	998,062	1.35%	9.05%	10	0.00%
ATSZ	Mechanical engineering	784,385,855	8	16,146	1.17%	8.05%	6	0.00%
Others		5,242,119,689	19,785		7.81%			
Total		**67,104,509,836**	**45,370**		**100.00%**			

Source: RSE Toshkent, Calculations: Avesta Investment Group

This month, M&A transactions constituted 67.8% of the turnover. The primary contributor was UNVB, representing nearly 60% of the total volume through a transaction amounting to 40bln UZS at 5,000 UZS per share. The remaining significant deals were part of restructuring processes and M&As involving MKPT (2.6bln UZS at 75,448 UZS per share), JASM (1.1bln UZS at 54,866 UZS per share), and ATSZ (784.4mln UZS at 16,146 UZS per share). Bonds accounted for approximately 5% of the overall turnover volume.

A significant amount of transactions with IPTB were probably caused by the bank's previously announced buy-back of shares from minorities – shareholders were able to sell shares to the bank at 1.1 UZS per share.

In terms of stock performance, UNVB, TRSB and IPTBP saw the highest increase in their closing prices, rising by 33.8%, 11.2% and 10.4%, respectively. URTS's closing price declined by 3.3%. The top 10 stocks accounted for 92.2% of the total turnover on the Tashkent Stock Exchange.

TOP-10 issuers with the highest number of deals for July 2024

Ticker	Sector	Trading Volume	Num. of transactions	Avg.price, UZS	% of deals	% of equity	Mcap (bln. UZS)	Closing price July, %
IPTB	Bank	7,022,517,900	22,843	1.1	50.35%	0.17%	4,274	1.83%
IPKY	Bank	686,417,214	2,168	215.9	4.78%	0.01%	12,229	-42.82%
SQBN	Bank	25,665,340	1,927	9.8	4.25%	0.00%	2,444	0.10%
HMKB	Bank	235,476,811	1,706	24.9	3.76%	0.01%	3,220	-10.65%
KVTS	Glass	106,200,350	1,266	1,085.5	2.79%	0.10%	94	-15.65%
QZSM	Cement	217,354,044	1,144	1,656	2.52%	0.03%	738	-13.11%
URTS	Service	1,276,705,965	1,140	14,413.2	2.51%	0.12%	1,087	-3.33%
UZMK	Metallurgy	733,392,824	1,084	4,024.2	2.39%	0.02%	2,800	-17.17%
UZTL	Telecommunications	179,485,825	968	4,883	2.13%	0.01%	1,307	3.10%
HMKBP	Bank	31,464,238	875	22.57	1.93%	0.00%	2,857	-4.35%
Others		56,589,829,324	10,249		22.59%			
		67,104,509,836	**45,370**		**100.00%**			

Source: RSE Toshkent, Calculations: Avesta Investment Group

IPTB led the total number of transactions on the Tashkent Stock Exchange, contributing to half of the deals this month. Additionally, IPKY and SQBN were actively traded, representing 4.8% and 4.3% of the trading volume, respectively.

Notably, most of the closing prices for stocks in the top 10 by the number of deals list decreased. IPKY, which had shown consistent growth since the beginning of the year, experienced a significant drop this month, nearly halving in value. Similarly, UZMK and KVTS saw their prices decline by 17.2% and 15.7%, respectively. On the other hand, UZTL and IPTB witnessed a moderate increase in their stock prices, rising by 3.1% and 1.8%, respectively.

OTC platform of the Tashkent Stock Exchange

The trade volume on the OTC platform for July reached 99.0bln UZS, which is 6.7 times higher than the corresponding period of last year. The number of transactions on the platform reached 3,663 which is 28.6% less than in July of 2023.

The total volume of trades and number of transactions on the OTC platform of Tashkent Stock Exchange for July 2023-2024

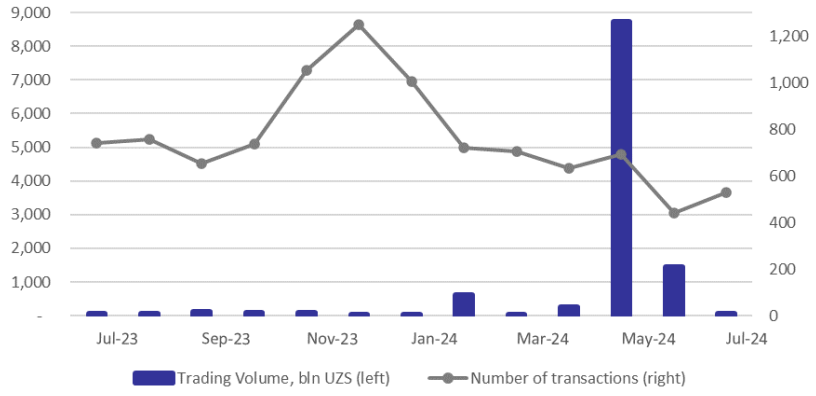

Source: OTC platform "Elsis-Savdo", Calculations: Avesta Investment Group

In July 2024, PLUM TECHNOLOGIES dominated the OTC market of the Tashkent Stock Exchange representing 64.6% of the total trade volume on the platform. UZ-DONG-VON and EUROASIA LIFE INSURANCE contributed 8.3% and 6.7%, respectively. The

remaining volume was represented by other securities, comprising 11.2% of the turnover on OTC.

Top 5 entities by volume of transactions at the OTC platform of the Tashkent Stock Exchange for July

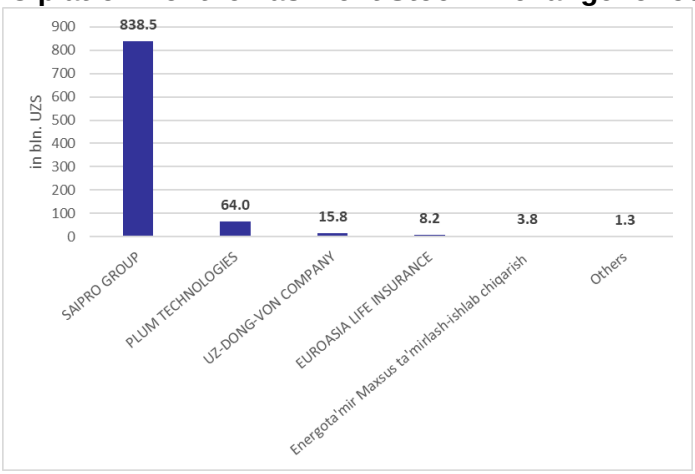

Source: OTC platform "Elsis-Savdo", Calculations: Avesta Investment Group

AWACRI and CB rate in 2020-2024

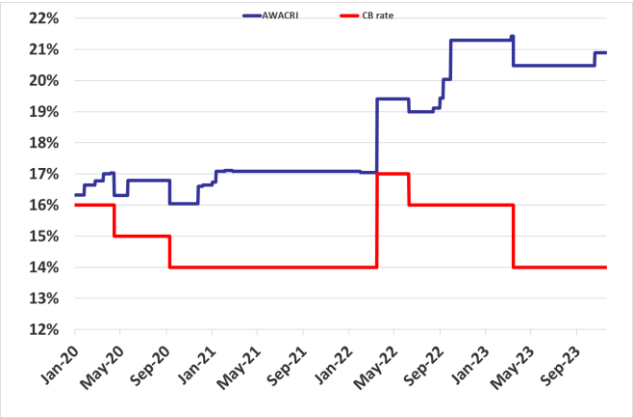

AWACRI, CB rate and volume in circulation

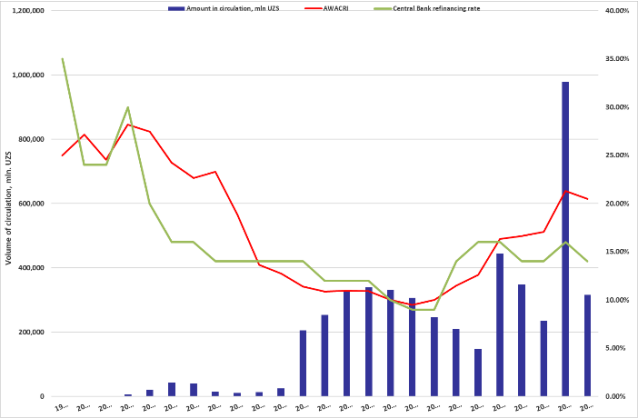

Source: Central Bank of the Republic of Uzbekistan, Avesta Investment Group

At the moment AWACRI exceeds the CB rate by 7.81%.

Graph of SDS placement in circulation

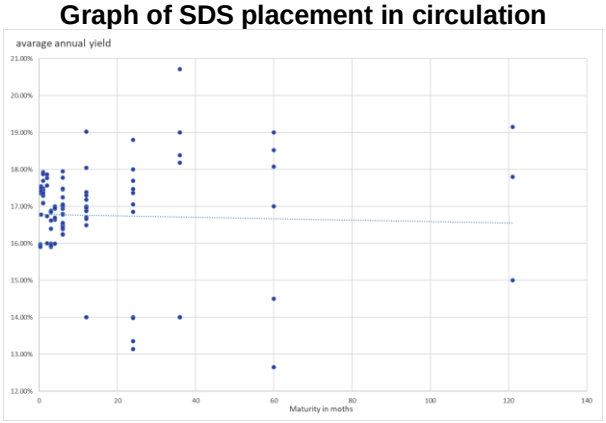

The total amount of placed SDS (State Debt Securities) that are in regulation (not repaid) in July 2024 reached 8.5trln UZS in 10 placements with a 16.9% average annual yield.

CONTACTS

Avesta Investment Group

Postal address: Uzbekistan, 100015, Tashkent city, Shahrisabz str., 22
Tel: +998 (71) 207-9070
E-mail: info@avestagroup.com
Web: http://www.avestagroup.com

The information and opinions in this report were prepared by Avesta Investment Group or one of its affiliates (collectively "Avesta"). The information herein is believed by Avesta to be reliable and has been obtained from public sources believed to be reliable, but Avesta makes no representation as to the accuracy or completeness of such information. Important Information Regarding Our Independence. The research analysts responsible for the preparation of this report receive compensation that is based upon, among other factors, Avesta's overall revenues. Avesta July engage in securities transactions in a manner inconsistent with this research report and with respect to securities covered by this report, will sell to or buy from customers on a principal basis. Disclosures of conflicts of interest, if any, are discussed at the end of the text of this report or on the Avesta Investment Group's website at http://www.avestagroup.com.
Opinions, estimates, and projections in this report constitute the current judgment of the author as of the date of this report. They do not necessarily reflect the opinions of Avesta and are subject to change without notice. Avesta has no obligation to update, modify or amend this report or to otherwise notify a reader thereof in the event that any matter stated herein, or any opinion, projection, forecast or estimate set forth herein, changes or subsequently becomes inaccurate, or if research on the subject company is withdrawn. Prices and availability of financial instruments also are subject to change without notice. This report is provided for informational purposes only. It is not to be construed as an offer to buy or sell or a solicitation of an offer to buy or sell any financial instruments or to participate in any particular trading strategy in any jurisdiction. The financial instruments discussed in this report July not be suitable for all investors and investors must make their own investment decisions using their own independent advisors as they believe necessary and based upon their specific financial situations and investment objectives. If a financial instrument is denominated in a currency other than an investor's currency, a change in exchange rates July adversely affect the price or value of, or the income derived from, the financial instrument, and such investor effectively assumes currency risk. In addition, income from an investment July fluctuate and the price or value of financial instruments described in this report, either directly or indirectly, July rise or fall. Furthermore, past performance is not necessarily indicative of future results. Unless governing law provides otherwise, all transactions should be executed in the investor's home jurisdiction. Additional information relative to securities, other financial products or issuers discussed in this report is available upon request.
This report July not be reproduced, distributed or published by any person for any purpose without Avesta's prior written consent. Please cite source when quoting.

© 2003-2024 «Avesta Investment Group».